

Point Bonita Data Sheet

Total Counts: Sea Stars

Identify, count and record the total number of sea stars found within the defined area

Date (mm/dd/yyyy): _____ School: _____



Login Name: maida _____ FSE Name: _____

Datasheet Label: *Put a label sticker here* _____

Start Time: _____ am/pm End Time: _____ am/pm

Length of Count: _____ minutes

Total Number of Organisms
(Tally the number then write total)

Sea Star		High Zone	Low Zone
Ochre sea star - <i>Pisaster ochraceus</i> Purple/Brown 			
Ochre sea star - <i>Pisaster ochraceus</i> Orange 			

Point Bonita Data Sheet

Total Counts: Anemones

Identify, count and record the total number of anemones found within the defined area.



Date (mm/dd/yyyy): _____ School: _____

Login Name: maida _____ FSE Name: _____

Datasheet Label: *Put a label sticker here* _____

Start Time: _____ am/pm _____ End Time: _____ am/pm

Length of Count: _____ minutes

Anemone	Total Number of Organisms (Tally the number then write total)	
	High Zone	Low Zone
Sunburst anemone (larger than 5 cm) - <i>Anthopleura sola</i> 		
Giant green anemone - <i>Anthopleura xanthogrammica</i> 		
Unidentified, large solitary anemone (closed and covered with sand) 